



JULY - AUGUST 2011  
SUMMER EDITION

# NEWSLETTER

Volume 4, Issue 4

A 2010 Michigan Garden Clubs, Inc. *Club of Distinction*

Gaylord, Michigan 49735

## SPECIAL POINTS OF INTEREST:

### Welcome New Members

*Christine Czajkowski*  
*Marilyn Cranford*  
*Jackie Drummond*  
*Lauralee Mowrey*  
*Karen Stimmel*

2011 Theme

*"The Art of Gardening"*



*A Bouquet of Flowers*  
by  
Pablo Picasso

## INSIDE THIS ISSUE:

August 24th Field Trip	2
Garden Walk Preview	3-5
Publicity	4
Habitat House #17	7
Meet Our Members	8
Summer Calendar	9
Beach House Recipe	10

## *In Real Estate:*

*"Flowers make a House a Home.*

*Flowers in Gardens*

*Make a Community."*

Dale Smith of Dale J. Smith Realty in a Tribute to Edelweiss Garden Club, Inc. Members

On Spring Planting Day, June 1st, Edelweiss Garden Club, Inc. was acknowledged by Dale Smith of Dale J. Smith Realty for our community service. He offered to treat our entire Membership to Lunch at the Sugar Bowl Restaurant after our June 8th Business Meeting. Our Club

has been very active since 1984 in the community being visible in 9 prominent garden areas in Gaylord. Mr. Smith wished to thank us for our beautification as it ties into making Gaylord a great place to live, work and spend time as a tourist in northern Michigan.

The Blossom Shop, another local business supported us that day by growing and delivering our annuals and some perennials. Usually frost or rain is the culprit at the beginning of June, but this Planting Day will be remembered for the wind that continued to blow several days causing harm to some of our gardens.

## *Arrangements for Arts Council*

Our Gaylord Area Council for the Arts did an outstanding job with the artists and artwork provided to us for the May Membership Luncheon, "The Art of Gardening." In reciprocation, we have been asked to pro-

vide bouquets/flower arrangements from our gardens to help them decorate their 15th Annual Artist's Guild Show at the Methodist Church, Friday, July 15th (Noon-8 p.m.) and Saturday, July 16, (9a.m.-5p.m.). Please

use a nonreturnable container such as a coffee can or mason jar. Use your current blooms. Please RSVP your arrangement with Denise Matteini, Art Liaison (989-705-7909).

# Field Trip Planned August 24

## Botanical Garden of Northwest Michigan - Traverse City

In October 2010, our Guest Speaker, Karen Schmidt, Board Chair from the Botanical Garden of Northwest Michigan (Traverse City) gave an overview of the Landscape Architect plans from the firm of Nelson, Byrd, Wolz. As funding allows, the Master Plan allows the gardens to be built one section at a time. She requested all the northern Michigan Garden Clubs, Inc. in District V join in and write letters of endorsement.

Nearly, a year later, we are going to go visit the site as a Field Trip planned by Roseann Kujawa, 2nd Vice President of Programs. On Wednesday August 24th, interested Members will head to the old Traverse City State Hospital. The 25 acres holds the Historic Barns Park and has a wide range of ecosystems ---meadows, woodlands and wetlands.

When all systems are go, there will be a variety of display, demonstration and research gardens designed and planted. These will surround the barns. The Old

Granary is slated to be a Visitors' Center and stone foundation of the old Horse Barn is becoming a walled garden where



native Michigan wildflowers will bloom.

SEEDS, an ecological solutions 501c3 utilizes 5 acres of this property. In 2010, they harvested more than 1500 pounds of produce from 25 unique crops. They have an intern farming program and use the Community Supported Agriculture (CSA) model.

### Community Supported Agriculture

Recently, at the 2011 Michigan Garden Clubs, Inc. State Convention in Midland, CSA farming was discussed. A CSA *consists of a community of individuals who pledge support to a farming operation with the growers and consumers sharing the risks and benefits of food production.*

*The system results in a weekly delivery or pick up of vegetable produce in a box. Sometimes, boxes can include fruit, dairy and meat.* There are a variety of reasons consumers turn to a CSA: Fresher than supermarket, quality of food (organic), farmers can sell directly to the public, a relationship is developed with your farmer, helps local economy and price is usually good.

This concept began in Germany in the 1960s by Rudolf Steiner. The idea caught hold in Japan in 1965 as Mothers were concerned about the rise of imported food. The first CSA was established in New Hampshire in the United States by Jan VanderTuin in 1984 and the concept has spread in this country. CSA's use organic and biodynamic gardening. This means sustainable ways are emphasized such as composts and manure. Artificial fertilizer and toxic pesticides and herbicides are strictly avoided. Fermented herbal and mineral preparation are used as well as planting calendars and astronomical sowing.

# Medicine Wheel Garden

With the 2012 Michigan Garden Clubs, Inc. State Convention "Honoring Mother Earth" in District V next year, we are tapping into our northern Michigan and Native American history past. The Botanical Garden site is a working on establishing a Medicine Wheel Garden someday in the future.

These Medicine Wheels are

called "sacred hoops" and are constructed by laying stones in particular patterns on the ground. They follow a basic pattern of having center stones and an outer ring with spokes radiating. Various astronomical, spiritual, ritual, healing and teaching has been practiced from these structures.



Big Horn Medicine Wheel - Wyoming  
US National Register of Historic Places

### Build Your Own Medicine Wheel Garden

In the book, *The Medicine Wheel Garden: Creating Spaces for Healing, Celebration and Tranquility* by E. Barrie Kavasch, the stone circle is divided in four quadrants, north, south, east and west with recommended Native plants for woodland shade, prairie, sunny and coastal environments. As an Ethno botanist and Herbalist, he designs special spaces for balancing life.

*Edelweiss Garden Club, Inc. Presents*  
**2011 Garden Walk**  
*"Art and Country Gardens"*

*Partnering with Gaylord Area Council for the Arts*


**Wednesday, July 13th 1-7 p.m. Rain or Shine. Tickets \$8.00**

Available at Glen's Market, Old Spud Warehouse, Saturn Booksellers, Gaylord Area Council for the Arts

**House #1 - Hal and Anita Lawnichak 1563 Winterland Drive** *After building their new home, each year new sections of gardens were developed especially island beds to add interest. By interspersing birdbaths and butterfly bushes throughout the yard there is constant sound and activity from bees, birds and butterflies in their shade to partial shade perennial filled gardens.*




**House #2 - Mike and Jeanne Freymuth 3100 N. Townline Road** *The lawn started disappearing after Jeanne took the Michigan State University Extension Master Gardener course. Because of too much shade and poor sandy soil where grass would not grow, Mike "gave" her those areas to garden. Inspired by Patricia Lanza's book "Lasagna Gardening", she set out to make rich soil using Pat's method and built a huge backyard woodland border garden which can be enjoyed inside or out. Come see for yourself, between the topsoil in the front and backyard.*



**House #3 - Jacob and Nancy Kurth 3473 Theisen Road** Upon arriving at this home, one of the first things you come upon in the distance, is a gazebo and a two acre manmade pond fully stocked with fish. Walking up from the pond is a cozy little garden tucked between the back patio and the garden shed! This 45 acre setting has an expansive lawn, a drive through an allée of trees and an antique fountain on the front side.



**House #4 - Mike and Donna Jones 3810 Theisen Road** Gardening has been a passion for a number of years with many of their perennials coming from their Grandparents. With numerous flower beds, fruit trees and berry bushes, ornamental trees and shrubs, the main centerpiece is the enormous flower garden contained by low stone walls



**House #5 - Terry and Ann Kureth 1895 West Martin Lake Road** Two ideas inspired these gardens: First, do no harm as the property is filled with Spring wildflowers and thousands of trilliums. Second, garden with wildlife habitat in mind. An intriguing "river" of moss runs in a mostly shady area now an easy care spot of glowing green.



**House #6 - Bob and Jan Palmbo 5141 Greenview Drive** *Bordering Gaylord Country Club Golf Course, these gardens began in 2003 when they asked for garden wedding gifts. They received plant cuttings, bulbs, herbs, and garden art. Bob's woodworking creations fill the gardens which include benches, birdhouses and a wheel house water feature. They rely on some annuals, but have mostly perennials. These gardens can be enjoyed by sitting on the large deck and under the pergola.*



## *Thank You for your Support*

### *Edelweiss Garden Club, Inc. Projects*

#### *Beautification of Gaylord - Summer Gardens*

Chamber of Commerce

Courthouse/East

Courthouse/West

Energy Outlet - Sportsplex Park

Gaylord Regional Airport

Loon Lake I-75 Rest Area

McCoy Corner Welcome Sign

Pontresina Rock

University Center Roundabout

#### *Beautification of Gaylord - Winter*

"Deck the Halls" - Friendship Shelter, Inc.

#### *Spring and Fall Community Plant Exchanges*

On the Courthouse Lawn by the Farmer's Market.

The Public is invited to exchange their perennials, seeds, tubers, houseplants, and gently used garden art.

#### *3 (\$750) Scholarships Awarded Yearly*

Applications may be made by any High School Senior or College Student who graduated from a public or private school in Otsego County majoring in a horticultural related field.

#### *Library Showcase*

National Garden Week in June is recognized by a display at Otsego County Library.

Member of: Michigan Garden Clubs, Inc. and National Garden Clubs, Inc.  
Gaylord Area Chamber of Commerce



## More on “Art and Country Gardens”

### Artist Tidbits

Lucas Butcher, 2011 Gaylord Area Council for the Arts Senior Division Second Place Scholarship Winner of



Gaylord St. Mary's High School will be doing Metal Sculpture.

Junior Artists, Emily Butcher, Miranda and Melissa Fairchild will be drawing in Member Ann Kureth's gardens.

Our Member, Pat Sitz will be Gourd Painting.

Member Kathy Hughes, who first showcased her Art at our Membership Luncheon will be painting watercolors. Come see her terrific works!

Nina and Gary Gee, a husband and wife team will have photography on hand and painting.

With an old fashioned Potter's wheel, George Smock will demonstrate his pottery talents.

Mike Jones, owner of the house on Theisen Road is a writer for the Gaylord Herald Times and will be taking pictures of the artists.


### Master Gardener Cookbook Sale

On the “Walk” at the home of Master Gardener, Jeanne Freymuth, the new Alpine Master Gardener Cookbook “Recipes from Gardeners” will be for sale. The cost is \$20.00. This hard-back style book contains 688 recipes from friends and family of Members of this organization. It also contains a CD of the entire cookbook and a stand for the book is tucked inside the cover so you can easily see the recipe as you prepare. These funds will go to support the Junior Master Gardener program and other horticulture educational programs.



## Publicity Press Book

### Edelweiss Garden Club, Inc. Publicity Guidelines



As we have many new Members, you not be aware of the amount of Publicity we have available to us throughout Gaylord and the northern Michigan region. The following, is a list of free publicity for Garden Club Events. All sources are not used for all events. Each Event Chairperson should contact the Publicity Chairperson at least 8 to 12 weeks prior to their event so information can be exchanged, preparation made and the publicity disseminated.

1. Radio 101.5
2. Gaylord Herald Times (*liveupnorth.com includes Petoskey and Graphic on the site*)
3. Gaylord Chamber of Commerce website
4. Northern Christian Radio Website (Community announcements for radio station are taken from this)
5. 9and10classifieds.com
6. Channel 29&8 and 7&4 upnorth-live.com
7. Explorenorthernmichigan.com Record Eagle
8. Traverse Magazine (this requires a 3 month lead)
9. Northernexpress.com includes expressdog.com
10. Otsego Lake Association Newsletter
11. Michaywe Newsletter (done by a Member of this Association)
12. Michaywe email blast
13. Independent Bank electric sign
14. Michigan Garden Club Newsletter (done by the Club President)
15. Master Gardener News (done by the President or a Master Gardener)
16. Northern Michigan Garden Club District V (done by the Club President)
17. Interlochen Arts and Events Calendar
18. Flowers by Evelyn electric sign
19. Independent Bank electric sign
20. Spicy Bob's Electric sign
21. “Pause for a Cause” Email Blast
22. Members forwarding Email Blasts to their own groups
23. Edelweissgardenclub.com

### 2012 Committee Sign Up Begins at August 10 Business Meeting

To continue to maintain a top notch organization, chose a Committee that truly excites you and where you can have positive impact on the Club with your skills and “grow” as a person.

Consider the following if you have computer skills, like graphic design, scrapbooking, photography and/or have a bent for Creative Writing: Awards, Newsletter, Publicity and Yearbook.

# Habitat for Humanity House #17



When the snow broke in May, Members of the Habitat for Humanity Committee, (from left to right) Georgia Maxwell, Marlene Everett, Joy Hanje, Tami Gray and Linda Reinhardt, Chair and the Homeowners' son, teamed to dress up the property from their move in date last November. Linda worked with the Homeowners to design both a perennial garden and a "veggie pot" to provide some freshly grown vegetables this summer. The Membership donated shrubs and perennials from their own personal gardens. "It was fun and fairly easy," said Linda. "We had a lot of plants, so we ended up leaving some for a rock garden they are putting in the back." The Homeowner who received the Patrick McNamara House had her flowers on the other

side of the front porch all planted and with red mulch. Linda reports, "So we put in topsoil, a bag of Dairy Doo, and the red mulch also." Primrose and Grape Hyacinth from Lois Kalis at East Courthouse were transplanted. A new Women's League golfer gave us 2 Hosta, 2 Astilbe, 2 Coral Bells and 1 Sedum. A new neighbor, gave Linda a big clump of red Hens and Chickens--- some went into the garden and some to Member, Tammy Fairchild, who was conducting a school classroom activity of making succulent wreaths. Georgia Maxwell and Marlene Everett both brought plants too - Forget Me Nots, Lily of the Valley, grape hyacinth, etc. Marlene bought some herbs and made a pretty herb pot for the back porch. Linda also put one of our Edel-




weiss Garden Club flags on a stake in the garden so it can be viewed from the road.

The Committee still keeps track of previous homes

and how their Landscaping and Gardens are being maintained. They educate the Homeowners and help purchase items they may need such as garden tools and hoses for maintenance.

Our club now has helped seven new homes in conjunction with Habitat of Humanity's Director, Donna Quandt.

In 1999, a partnership was formed between National Garden Clubs, Inc. and Habitat for Humanity. Emphasis is on enhancing the environment by landscaping HFH Homes, landscaping with hearty native trees, shrubs and plants that also attract butterflies.



## Soil Results: Low in Potassium



A common thread of "low in potassium" was throughout the testing of our nine gardens in a diagnosis received from Michigan State University's Soil Testing Lab. *Note: The Roundabout was above average in all categories and it's soil was pure compost from the Department of Public Works Garage and Yard at 102 E. Seventh Street.* Joan Collick, Planting Chair and Roseann Kujawa, Master Gardener and the I-75 Rest Area

Garden Chair, collected the samples and took the results to Brad Morgan of Morgan Composting. He personally met with them at the Gaylord Regional Airport Conference Room to review the findings and set up organic guidelines to improve the soil.

For the summer, Nature Safe Fertilizer was distributed to Gardens to be sprinkled very lightly, just like Osmocote. He brought K&S+ (potash and sulfur) because our beds are low in potassium. This

is also sprinkled very lightly about one Tablespoon per plant and even lighter where plants are close together or small. Work it into the soil and water, keeping it off the leaves. (Gloves are needed for this product.) Several times during the summer, fish fertilizer can be used when plants do not look alert. The liquid requires a spray bottle with a ratio of 4 oz. to one gallon of water and spray on the foliage. In the fall, a blend of compost will be delivered to match our test results.

# Meet Our Members

## Mirja Hoeft

Mirja Hoeft lived in Bessemer, Michigan in the western end of the Upper Peninsula growing up and is of Finnish decent. Her father owned the largest dairy farm in Gogebic County, 140 acres. She graduated from A. D. Johnston High School in 1953 and worked for the High School Principal for the next two years. In 1954, she married her High School sweetheart and moved to Detroit. Bill was drafted in 1956 and they moved to Germany. They traveled all over Europe. Upon return, Bill took a police job in Farmington Hills for 10 years. After, Bill and Mirja opened two convenience stores and moved into Commerce Township. They had two daughters. Candy went to Nursing School and has four children. Susie went to Central Michigan University and became a Probation Officer.

Mirja is proud of her granddaughter, Lauren's recent accomplishments. After her first year at Madonna College, she is working in the Botsford Hospital in cancer research, making \$14.00 an hour! After the loss of her husband and daughter, she credits and is thankful for her friends at Young at Heart and the Garden Club for support.

## Diane Sheldon

Diane was born and raised in Ecorse and graduated in 1962 from St. Francis Xavier High School. Her family has a 150 year Native American background in Ecorse and the Indian River Area. She worked as a Chef's Helper for 10 years and applied for a Union Pipefitter job. At the time, there were very few women who were in the field. She is a Pipefitter after receiving all the training and belongs to Local 36. She received her 30 year pin. Solar energy panels were part of her job.

Helping her niece look for a home in Gaylord, with shopping being a factor, she decided to come here in retirement.

Diane has shown dogs in the past. Her Wire Fox Terrier was the Midwest Champion in Chicago. Now, she has Kerry blue terriers, a pit-bull and two cats.

Diane joined the Garden Club as a recommendation from her sister to get to know more people. Her hobbies include astrology, black powder shooting competition, gardening, knitting, crocheting, reading, sewing, dress making competition and horseback riding.

## Clippings.....

**79th Central Region Meeting**  
**"Autumn Tapestry"**  
**October 2-4, 2011**  
**Crown Plaza Hotel**  
**Grand Rapids**



**Tri-Refresher Course for Environmental, Gardening and Landscape Design Schools.**

Forms online [www.michigan-gardenclubs.org](http://www.michigan-gardenclubs.org)

There will be no

**Fall District V Meeting so Members can support our Regional Meeting! See Artprize while you attend! Sign Up Now!**

*From: Table Settings For All Seasons In the Home and In the Flower Show by June Wood and Deen Day Smith*

Setting the table is a task most of us perform everyday, each day of the year. To many its just a necessary chore, while to others it is an opportunity to exercise imagination and ingenuity. Since people have long associated good food with "the good life", eating that food from a lovely



table setting enhances food's enjoyment, among family members and friends. It also adds a much needed aspect of graciousness in our lives.

*Seeking ideas for the 2012 Garden Walk at the August Meeting for the next Committee!*



Super-Duper Window Cleaner

- 1 gallon distilled water
- 2 c. rubbing alcohol
- 3 T. Prell (at Meijer)

Can reduce to half to use in a spray bottle with or without a squeegee, no streaks - long lasting shine!



## SUMMER TIME CALENDAR JULY AND AUGUST 2011

### July 2011



*A Woman Walking in an Exotic Forest*  
by Henri Rousseau

- July 6**      **Business Meeting**  
**Time: 11:00 a. m.**  
**Location: Energy Outlet Pavilion**  
 “Art in the Park” with Member, Wood Carver, Sally Jarvis. 3 (\$750) Scholarships Presentation
- July 13**      *“Art and Country Gardens”* 2011 Garden Walk (Alpenfest Week) 1-7 p.m.  
 In partnership with Gaylord Area Council for the Arts - Local Artists at each of the 6 distinctive homes  
All Members Participate Tickets \$8.00. Tammy Fairchild, Chair: 989-732-6359
- July 19**      **Elk Rapids Garden Club Invitational, Janet Macunovich, Speaker (Pre-sign up)**  
*Beyond the Bloom: Adding More Color and Texture for your Garden - 1-3 p.m.*  
 Sacred Heart Catholic Church, 143 Charles Street, Elk Rapids.
- July 20**      **View My Garden Time: 11:00 a.m.**  
**Host: Roseann Kujawa, Garden Chair - Loon Rest Area Gardens on I-75 Northbound**  
 Bring lunch, beverage and lawn chair.
- July 27**      **Perennial Garden Club Invitational, Janet Macunovich, Speaker (Pre-sign up)**  
*Great Plants and Plant Combinations. 1-4 p.m.*  
 St. John’s Lutheran Church, 8757 N. Straits Highway - Cheboygan

### August 2011

- August 03**      **View My Garden Time 11:00 a.m.**  
**Host: Denise Matteini 11742 Fantasy, Gauthrie Lakes Area, Gaylord**  
 Bring lunch, beverage and lawn chair.
- August 10**      **Business Meeting**  
 Time: 11 a.m. Location: Energy Outlet Pavilion  
 “Art in the Park” with Member Artists  
Sign Up for 2012 Committees
- August 17**      **View My Garden Time: 11:00 a.m.**  
**Host: Dee Burau’s Cottage on Otsego Lake**  
 Bring lunch, beverage and lawn chair.
- August 24**      **Field Trip - Botanical Garden of Northwest Michigan - Traverse City**  
 Time and details to be announced at the August Meeting

### Central Region

October 2-4, 79th Central Region Meeting “Autumn Tapestry” Crowne Plaza Hotel, Grand Rapids, Michigan

### Michigan Garden Clubs, Inc. Study Schools

August 9-11, Flower Show School - Course I, Holiday Inn Express, Okemos, Michigan  
 September 8-9, Landscape Design School - Course I, Cornerstone Baptist Church, Ludington, Michigan  
 October 11-12, Environmental School - Course IV, Amigo Center, Sturgis, Michigan

For information and registration: [www.gardenclub.org](http://www.gardenclub.org) and [www.michigangardenclubs.org](http://www.michigangardenclubs.org)



MEMBER OF MICHIGAN GARDEN CLUBS, INC., CENTRAL REGION AND NATIONAL GARDEN CLUBS, INC.

## Edelweiss Garden Club Board

Marilyn McIntosh, President/Editor

Joan Collick, 1st Vice President (Membership)

Roseann Kujawa, 2nd Vice President (Programs)

Marge Williamson, 2nd Vice President (Programs)

Pam Karbowsky, Secretary

Cynthia Hilling, Treasurer

Rosy Moran, Corresponding Secretary

Ruth Doss, Director

Lois Kalis, Director

Nancy Valuet, Director/Website Coordinator

[www.edelweissgardenclub.com](http://www.edelweissgardenclub.com)

Coming in the September - October 2011 Newsletter:



*Sunflowers*  
by  
Vincent Van Gogh

- Garden Walk Wrap Up
- Awards
- Fall Plant Exchange
- Greens Workshop
- Plans for 2012
- 2012 Michigan Garden Clubs, Inc. State Convention - Grand Traverse Resort

# Opal Lake Beach House Stuffed Jalapenos

*from Planting Day Potluck*

*They do look a little sandy rolled in the dried breadcrumbs ---but full of zip in flavor and packed with 66% Vitamin C and 14% Vitamin A (total daily nutrition needs).*

- 12 fresh green/or red jalapeno peppers 2-1/2 to 3 inches long
- 1 cup shredded cheddar cheese (4 ounces)
- 1 3-ounce package cream cheese, softened
- 1/2 teaspoon dried Italian Seasoning, crushed
- 2 eggs

1 tablespoon milk

2/3 cup fine dry bread crumbs

Guacamole and/or dairy sour cream

1. Cover a large baking sheet with foil. Set aside. Cut each pepper in half lengthwise. Remove seeds and membranes. Stir together cheddar cheese, cream cheese and Italian seasoning in a medium mixing bowl. Spoon some of the cheese mixture in each pepper half.

2. Place bread crumbs in a shallow bowl. Dip each pepper half into egg mixture and roll in bread crumbs. Place pepper halves, filled side up, on the prepared baking sheet. Bake in 325 degree oven about 30 minutes or until tender and heated through. Serve with guacamole or sour cream. Makes 24.

